

## 705 SPORTSFISH



Fishing isn't just a hobby, it's a lifestyle, and that's abundantly clear in the all-new 705 Sportsfish A free-flowing cabin with an ergonomic, spacious design enhance your fishing journey on board. The sleek, sporty hull is designed for the ultimate in comfort on open ocean or local lakes with best-in-class amenities. Control your vessel from the captain's seat or the second helm on deck and find both fish and safe harbour with top-quality electronics. Engine options up to 225hp and an seven-person capacity ensure a fun trip for everyone on your next angling outing.

### SPECIFICATIONS

Overall length	6.63	Draft (m)	0.53
Length of hull	6.45	Water tank (L)	45
Overall beam (m)	2.54	Fuel tank capacity (L)	200
Bridge clearance (m)	2.40	Fuel tank type	Integrated
Boat without engine (kg)	1585	Vessel height (m)	2.96
Largest engine weight (kg)	239	Maximum number of people	7
Max load - people, gear, engine (kg)	830	CE Category	C
Maximum power (HP)	225		

### MERCURY ENGINE OFFERING

Mercury 150 4S MEC

Mercury 175 V6 DTS

Mercury 200 V6 DTS

Mercury 255 V6 DTS



Unit 26/17-21 Bowden St Alexandria NSW 2015 Australia  
Tel (02) 9319 5222 Fax (02) 9319 5561 Email [info@arvor.com.au](mailto:info@arvor.com.au)

[www.arvor.com.au](http://www.arvor.com.au)

As a company committed to continuous product improvement specifications are subject to change.

## STANDARD EQUIPMENT

### Cabin:

- Smartcraft gauges
- 12v electrical socket
- Tilt steering 175 HP and up
- Storage below berth
- Cabin Lights
- Pilot & Co-pilot Seat
- Port & Starboard cabin door
- Table/Dinette
- Starboard Windshield Wiper
- CO Monitor
- Smoke Detector
- Fire Extinguisher

### Hull & Deck:

- Selfdraining cockpit
- VesselView Mobile
- Dual Battery System
- OB Pre-Rigging
- Electric & manual bilge pump
- Hydraulic steering
- Swim ladder
- Swim platform
- Navigation lights
- Transom door

### Fishing:

- Fishing Station
- Live bait tank
- Fish lockers
- Cockpit toe rails
- Anchor locker
- Rod holders
- Salt water deckwash
- Cockpit Flood Light

## OPTIONAL PACKS

### Cruise Pack


includes

- Berth filler/cushions
- Interior curtains
- Cabin passenger seat
- Roof hatch
- Single burner stove
- Refrigerator
- Port windshield wiper / wash
- Swim platform extension
- Fender clips (2)
- Aft flip down seat
- Starboard flip down seat
- Cockpit table
- Bow cushion
- Mooring kit




### Electronic Pack

includes

- Stereo Fusion with 4 speakers
- Simrad GPS/Chart plotter 9" NSS evo3 with HDI Transducer
- VesselView Link digital interface



## OPTIONAL EQUIPMENT

- Hull color (navy turquoise blue)
- Swim platform extension 
- Bow Roller (only on the 3 doors version)
- Anti-theft secure eye
- Cockpit shower
- Second helm Station
- Foredeck opening portlight
- Roof hatch 
- Sea toilet
- Sink with tap
- Pressure fresh Water System
- Simrad GPS/Chart Plotter 7" NSS evo3 with HDI Transducer Mounted in Cockpit
- Simrad VHF RS20
- Active Trim up to 150 HP
- Diesel Heating
- Bow Thruster
- Bow Electrical Windlass
- Transom Electric Windlass
- Zipwake Dynamic Trim-Control System 300S
- Mooring kit 
- Roof Spotlight
- Sun Awning
- Complete Enclosed Canvas

 denotes included in Cruise Pack