

# ARVOR



## 805 SPORTSFISH

 9 passengers    7.15 m    350 hp    3 berths

### SPECIFICATIONS

Overall Length (m)	7.15	Maximum power (hp / kw)	350 / 257
Length of Hull (m)	6.99	Water tank (L)	80
Overall Beam (m)	2.89	Fuel tank maximum capacity (L)	350
Boat weight with Max engine (kg)	2856	Fuel tank type	Integrated
Max Load - People, Gear, Engine (kg)	1190	Boat's height (m)	2.80
Hull Draft (m)	0.60	Maximum number of people	9
Bridge Clearance(m)	2.66	CE category	C

### MERCURY ENGINE OFFERING

#### Single Outboard Engine:

Mercury 225 V6 DTS  
Mercury 250 V8 Verado DTS

Mercury 300 V8 Verado DTS  
Mercury 350 L6 Verado DTS

#### Twin outboard engine:

2 x Mercury 150 4S Mec

# ARVOR

Unit 26/17-21 Bowden St Alexandria NSW 2015 Australia  
Tel (02) 9319 5222 Fax (02) 9319 5561 Email [info@arvor.com.au](mailto:info@arvor.com.au)

[www.arvor.com.au](http://www.arvor.com.au)

As a company committed to continuous product improvement specifications are subject to change.

## STANDARD EQUIPMENT

### Fishing:

- Fishing station
- Livebait tank
- Fish lockers
- Cockpit toe rails
- Cockpit rod holders
- Cabin roof rod holders
- Cabin roof rod racks
- Cockpit side gate
- Saltwater deck wash
- Cockpit flood light
- Rod storage
- Twin transom doors

### Cabin:

- Rear & starboard cabin door
- Twin berth
- Storage below berth
- Smartcraft gauges
- Pilot & co-pilot Seat
- 12v electrical socket
- Cabin lights
- Table / Dinette
- Dual windshield wipers
- Fire extinguisher
- Smoke detector
- CO monitor

### Hull & Deck:

- Self draining cockpit
- Pressure fresh water system
- Dual battery system
- Electric & manual bilge pump
- Foredeck opening portlight
- Bow roller
- Anchor locker
- Swim ladder
- Swim platform
- Navigation lights
- Hydraulic steering
- OB Pre-Rigging with Activ Trim

## OPTIONAL PACKS

### Cruise Pack :


includes

- Swim platform extension
- LED courtesy lights
- Cockpit shower
- Aft flip down seat
- Starboard flip down seat
- Cockpit table
- Mooring kit
- Berth filler/cushions
- Interior curtains
- Roof hatch
- Single burner stove
- Refrigerator
- Windshield wash




### Electronics Pack :

includes

- Simrad GPS/Chart Plotter 9" NSS evo3 with HDI transducer
- Fusion stereo with 4 speakers and USB port
- VesselView link digital interface with mobile connectivity
- Mercury Activ Trim



## OPTIONAL EQUIPMENT

- Port cabin entry door
- Hull color (navy turquoise blue)
- Swim platform extension 
- Bow mooring bollard
- Anti-Theft secure eye
- Second helm station
- Roof hatch 
- Enclosed sea toilet, sink with tap and opening portlight
- Simrad GPS/Chart Plotter 7" NSS evo3 with HDI transducer - mounted in cockpit
- Simrad VHF RS20
- Diesel heating
- Bow thruster
- Bow thruster with second helm station
- Bow electrical windlass
- Zipwake dynamic Trim-Control System 600S
- Mooring kit 
- Roof spotlight
- Simrad 3G radar
- Shore power
- Sun awning
- Complete enclosed canvas

 denotes included in Cruise Pack